

AFFIDAVIT


I, Karrie Crownover, Treasurer, CIO, in and for the County of Burnet, State of Texas, do present the foregoing Monthly Report to be a true and correct statement, to the best of my knowledge, of all accounts under the control of the Burnet County Treasurer for June, 2023. Any reconciling items not available to me at time of commissioners court meeting will be noted on the next month's report.



 Karrie Crownover, Treasurer


Beginning Cash and Investments Balance	\$55,241,007.24		Previous Year Balances: \$38,673,902.90
Cash Receipts	\$16,640,065.21		\$6,720,863.23
Allocated Int Earned	\$47,176.92	Combined Int	\$5,792.20
Interest Earned	\$175,238.41		\$17,606.30
Cash Disbursements	-\$19,060,737.58	\$222,415.33	-\$3,570,359.01
Net Change	-\$2,420,672.37		
Month Ending Cash and Investments Balance	\$52,995,573.28		\$41,842,013.42


For County purposes all contributions are hereby accepted LGC (81.302)
 June 2023 contributions received:
Reserve Donations received; VetRides \$9,172.00
 Commissioners' Court having reviewed the Treasurer's Report as presented, having taken reasonable steps to ensure its accuracy, and based upon presentations of the Treasurer's Office, approve the report, subject to the independent auditor's review and request that it be filed with the official minutes of this meeting. {LGC 114.026(c)}
 On this 8th day of August, 2023.


In addition, the below signatures affirm that the Treasurers' Report complies with statutes as referenced. {LGC 114.026(d)}



 James Oakley, County Judge


 Jim Luther Jr., Commissioner Pct. 1


 Billy Wall, Commissioner Pct. 3


 Damon Beierle, Commissioner Pct. 2


 Joe Don Dockery, Commissioner Pct. 4


 Karin Smith, Auditor

ATTEST:

 Vicinta Stafford, County Clerk

*NOTE: For a complete copy of the monthly report contact the Burnet County Treasurer's office at 512-756-5497

TOTAL CASH AND INVESTMENTS JUNE 2023

Fund		Beq Balance	adjusted prev mo	Receipts	Disbursements	Interest	End Balance	
FSBCT								
5	APCA	\$347,454.90		\$4,793,973.49	-\$5,135,068.89	\$4,841.13	\$8,359.70	\$6,359.70
10	JP CLEARING ACCT	\$27,913.98		\$189.02	-\$28,303.00	\$69.02	\$0.00	\$0.00
	DA-SZ	\$137,077.32		\$0.00	\$0.00	\$553.75	\$137,631.07	\$137,631.07
	BOND	\$719,118.35		\$742,368.35	-\$724,618.35	\$0.00	\$736,868.35	\$736,868.35
	SEARCH	-\$41.31		\$24.39	-\$29.53	\$0.09	-\$46.45	-\$46.45
05-103-100	GEN POOLED CASH	\$12,151,235.14		\$15,692,869.60	-\$20,098,729.13	\$41,241.63	\$7,745,175.61	\$7,745,175.61
	FUNDS DETAIL EXHIBIT 'A'							
	County Clerk Clearing Acct	\$0.00	\$42,458.14	\$42,263.40	-\$84,721.54	\$246.77	\$0.00	\$0.00
	District Clerk Clearing Acct	\$0.00		\$49,168.88	-\$49,168.88	\$94.83	\$0.00	\$0.00
	JP1 Clearing Acct	\$0.00		\$13,864.59	-\$13,864.59	\$26.35	\$0.00	\$0.00
	JP2 Clearing Acct	\$0.00		\$17,632.18	-\$17,632.18	\$32.44	\$0.00	\$0.00
	JP3 Clearing Acct	\$0.00		\$11,407.73	-\$11,407.73	\$20.83	\$0.00	\$0.00
	JP4 Clearing Acct	\$0.00		\$17,266.06	-\$17,266.06	\$35.00	\$0.00	\$0.00
	Treasurer Clearing Acct	\$0.00		\$10,552.87	-\$10,552.87	\$15.08	\$0.00	\$0.00
	TOTAL CASH	\$13,382,758.38	\$42,458.14	\$21,391,580.56	-\$26,191,362.55	\$47,176.92	\$8,625,988.28	\$8,625,988.28
Money Mkt								
FSBCT	GENERAL INVESTMENT	\$42,079.07		\$0.00	-\$42,079.07	\$5.48	\$5.48	\$5.48
	C.D. Investments							
	Ally Bk Sandy U	\$251,201.92		\$0.00	\$0.00	\$862.48	\$251,864.38	\$251,864.38
	American Expre	\$248,989.28		\$0.00	\$0.00	\$326.14	\$249,315.42	\$249,315.42
	Austin Telco FC	\$248,674.02		\$0.00	-\$674.02	\$652.27	\$248,652.27	\$248,652.27
	BankUnited NA	\$251,531.79		\$0.00	\$0.00	\$937.65	\$252,469.44	\$252,469.44
	Beal BK Plano	\$248,884.65		\$0.00	\$0.00	\$315.94	\$249,200.59	\$249,200.59
	BMW BK NORTH	\$248,967.54		\$0.00	\$0.00	\$326.14	\$249,293.68	\$249,293.68
	citizens bank na	\$252,142.62		\$0.00	\$0.00	\$927.45	\$253,070.07	\$253,070.07
	Farmers Ins Gro	\$248,475.62		\$0.00	-\$1,053.15	\$1,019.17	\$248,441.64	\$248,441.64
	First Tech Fed	\$248,727.01		\$0.00	-\$1,126.87	\$1,090.52	\$248,690.66	\$248,690.66
	GOLDMAN SACH	\$248,057.07		\$0.00	-\$84.25	\$81.54	\$248,054.36	\$248,054.36
	Greenwood Mun	\$0.00		\$0.00	\$0.00	\$0.00	\$0.00	\$0.00
	JPMORGAN CHA	\$248,556.47		\$0.00	-\$248,656.35	\$99.88	\$0.00	\$0.00
	LocalGov'IFCU	\$248,732.45		\$0.00	-\$1,032.09	\$998.80	\$248,699.16	\$248,699.16
	Mountain Amer	\$248,947.84		\$0.00	-\$947.84	\$917.26	\$248,917.26	\$248,917.26
	OCEANFIRST BK	\$248,837.42		\$0.00	\$295.57	\$249,132.99	\$249,132.99	\$249,132.99
	Oregon St Cr Un	\$248,373.70		\$0.00	-\$1,053.15	\$1,019.18	\$248,339.73	\$248,339.73
	Pacific Westn Bk	\$248,463.73		\$0.00	\$0.00	\$1,070.13	\$249,533.86	\$249,533.86
	PONY EXPRESS	\$248,604.71		\$0.00	\$0.00	\$203.84	\$248,808.55	\$248,808.55
	SOUTHERN FIRS	\$0.00		\$0.00	\$0.00	\$0.00	\$0.00	\$0.00
	Santander Bk	\$251,991.10		\$0.00	-\$252,565.58	\$574.48	\$0.00	\$0.00
	Somerset Tr Co	\$0.00		\$0.00	\$0.00	\$0.00	\$0.00	\$0.00
	T C T Fed Cr un	\$248,252.76		\$0.00	-\$979.43	\$947.83	\$248,221.16	\$248,221.16
	TEXAS EXCHAN	\$248,178.36		\$0.00	-\$263.29	\$254.79	\$248,169.86	\$248,169.86
	Texas SEC Bk D	\$0.00		\$0.00	\$0.00	\$0.00	\$0.00	\$0.00
	Trustone FINL C	\$248,125.02		\$0.00	-\$968.90	\$937.64	\$248,093.76	\$248,093.76
	UBS BK USA SA	\$248,054.70		\$0.00	-\$73.72	\$71.34	\$248,052.32	\$248,052.32
	Western Alliance	\$248,459.31		\$0.00	\$0.00	\$1,059.94	\$249,519.25	\$249,519.25
	Zions Bancorp	\$248,282.65		\$0.00	\$0.00	\$1,059.95	\$249,342.60	\$249,342.60
	America CR UN	\$0.00		\$248,000.00	-\$290.81	\$327.16	\$248,036.35	\$248,036.35
	Dime Cmnty Bk	\$0.00		\$248,000.00	\$0.00	\$540.16	\$248,540.16	\$248,540.16
	First Fmrs Bk &	\$0.00		\$248,000.00	\$0.00	\$642.08	\$248,642.08	\$248,642.08
	Firstbank Puerto	\$0.00		\$248,000.00	\$0.00	\$576.18	\$248,576.18	\$248,576.18
	Jefferson Finl FC	\$0.00		\$248,000.00	\$0.00	\$403.59	\$248,403.59	\$248,403.59
	Oregon Cmnty C	\$0.00		\$248,000.00	\$0.00	\$375.44	\$248,375.44	\$248,375.44
	Western St Bk	\$0.00		\$248,000.00	\$0.00	\$324.10	\$248,324.10	\$248,324.10
	Treasury							
	FEDERAL HOME LOAN BK	\$1,004,875.00		\$0.00	\$0.00	\$1,250.00	\$1,006,125.00	\$1,006,125.00
	FEDERAL FARM	\$0.00		\$0.00	\$0.00	\$0.00	\$0.00	\$0.00
	US TREASURY	\$500,000.00		\$0.00	-\$500,000.00	\$0.00	\$0.00	\$0.00
	2021 CARES FUNDING	\$7,524,465.81		\$1,736,000.00	-\$1,051,848.52	\$20,294.10	\$8,228,911.39	\$8,228,911.39
	TEXPOOL							
	GENERAL	\$0.00		\$0.00	\$0.00	\$0.00	\$0.00	\$0.00
	PRESERVATION	\$1,001.64		\$0.00	\$0.00	\$4.20	\$1,005.84	\$1,005.84
	RECORDS ARCHIVES	\$62,135.04		\$0.00	\$0.00	\$258.14	\$62,393.18	\$62,393.18
	ROAD & BRIDGE	\$1,811.30		\$0.00	\$0.00	\$7.50	\$1,818.80	\$1,818.80
	HOTEL/MOTEL	\$678.80		\$0.00	\$0.00	\$2.70	\$681.50	\$681.50
	DEBT SERVICE	\$821.35		\$0.00	\$0.00	\$3.30	\$824.65	\$824.65
	TOTAL TEXPOOL	\$66,448.13		\$0.00	\$0.00	\$275.84	\$66,723.97	\$66,723.97
	LOGIC							
	HOTEL/MOTEL	\$768,894.92		\$0.00	\$0.00	\$3,312.59	\$770,207.51	\$770,207.51
	RECORDS ARCHIVES	\$63,597.53		\$0.00	\$0.00	\$274.69	\$63,872.22	\$63,872.22
	ROAD & BRIDGE	\$2,040,545.58		\$0.00	\$0.00	\$8,814.18	\$2,049,359.76	\$2,049,359.76
	GENERAL	\$6,116,353.62		\$0.00	\$0.00	\$26,419.64	\$6,142,773.26	\$6,142,773.26
	DEBT SERVICE	\$1,830,124.45		\$0.00	\$0.00	\$7,905.22	\$1,838,029.67	\$1,838,029.67
	TOTAL LOGIC	\$10,817,516.10		\$0.00	\$0.00	\$46,726.32	\$10,864,242.42	\$10,864,242.42
	TXCLASS							
	TN2020	\$1,948,323.02		\$0.00	-\$2,500.00	\$8,450.91	\$1,954,273.93	\$1,954,273.93
	ROAD & BRIDGE	\$8,969.56		\$1,000,000.00	\$0.00	\$4,232.54	\$1,013,202.10	\$1,013,202.10
	GENERAL	\$10,261,901.09		\$0.00	\$0.00	\$44,516.96	\$10,306,418.05	\$10,306,418.05
	CARES 2021	\$5,225,792.48		\$0.00	-\$1,200,000.00	\$22,147.76	\$4,047,940.24	\$4,047,940.24
	TN2022	\$5,059,850.30		\$0.00	-\$145,000.00	\$21,886.08	\$4,936,536.38	\$4,936,536.38
	DEBT SERVICE	\$945,182.37		\$0.00	\$0.00	\$4,100.28	\$949,282.65	\$949,282.65
	Rest/Dedicated Funds			\$2,000,000.00	\$0.00	\$2,607.62	\$2,002,607.62	\$2,002,607.62
	TOTAL TXCLASS	\$23,449,818.82		\$3,000,000.00	-\$1,347,500.00	\$107,942.15	\$25,210,269.97	\$25,210,269.97
	TOTAL INVESTMENTS	\$41,858,248.86	\$0.00	\$4,736,000.00	-\$2,399,348.52	\$175,238.41	\$44,370,138.75	\$44,370,138.75
	TOTAL CASH	\$13,382,758.38	\$42,458.14	\$21,391,580.56	-\$26,191,362.55	\$47,176.92	\$8,625,988.28	\$8,625,988.28
	LESS FUND TRANSFERS			-\$4,793,973.49	\$4,793,973.49			
	LESS INVEST TRANSFERS			-\$4,736,000.00	\$4,736,000.00			
	INVESTMENTS	\$41,858,248.86	\$0.00	\$4,736,000.00	-\$2,399,348.52	\$175,238.41	\$44,370,138.75	\$44,370,138.75
	TOTAL CASH & INVESTMENTS	\$55,241,007.24	\$42,458.14	\$16,597,607.07	-\$19,060,737.58	\$175,792.16	\$52,996,127.03	\$52,996,127.03

% Rate for Month

6 Month T-Bill
5.50%

TexPool
5.05%

Logic
5.26%

TX Class
5.27%

HCNB
4.50%

