

AFFIDAVIT

I, Karrie Crowover, Treasurer, CIO, in and for the County of Burnet, State of Texas, do present the foregoing Monthly Report to be a true and correct statement, to the best of my knowledge, of all accounts under the control of the Burnet County Treasurer for APRIL, 2025. Any reconciling items not available to me at time of commissioners court meeting will be noted on the next month's report.


Karrie Crowover, Treasurer

Beginning Cash	\$83,120,341.55	
and Investments Balance		
Cash Receipts	\$3,525,515.78	
Allocated Int Earned	\$52,130.98	Combined Int
Interest Earned	\$244,657.73	\$296,788.71
Cash Disbursements	-\$5,585,116.57	
Month Ending Cash		
and Investments Balance	\$81,305,398.49	


For County purposes all contributions are hereby accepted LGC {81.302}


April 2025 contributions received:


Reserve Donations to: VetRides \$6,487.84


Commissioners' Court having reviewed the Treasurer's Report as presented, having taken reasonable steps to ensure its accuracy, and based upon presentations of the Treasurer's Office, approve the report, subject to the independent auditor's review and request that it be filed with the official minutes of this meeting. {LGC 114.026(c)}
On this 27th day of May, 2025.


In addition, the below signatures affirm that the Treasurers' Report complies with statutes as referenced. {LGC 114.026(d)}


Bryan Wilson, County Judge



Jim Luther Jr., Commissioner Pct. 1



Chad Collier, Commissioner Pct. 3


Damon Beierle, Commissioner Pct. 2


Joe Don Dockery, Commissioner Pct. 4

ATTEST:


Vicinta Stafford, County Clerk


Kelley Glaeser, Interim-Auditor

*NOTE: For a complete copy of the monthly report contact the Burnet County Treasurer's office at 512-756-5498

TOTAL CASH AND INVESTMENTS APRIL 2025

Fund		Beg Balance	adjusted prev mo	Receipts	Disbursements	Interest	End Balance	
HCNB								
050-1030-5000	APCA	\$57,903.61	\$6,122.21	\$5,352,920.35	-\$4,904,862.40	\$5,487.21	\$512,083.77	\$512,083.77
	DA-SZ	\$110,135.71		\$4,430.16	-\$4,000.00	\$430.16	\$110,565.87	\$110,565.87
	BOND	\$108,863.30		\$12,000.00	-\$5,500.00	\$0.00	\$115,363.30	\$115,363.30
	JP CASH BOND ACCT	\$500.00		\$0.00	\$0.00	\$0.00	\$500.00	\$500.00
	HISTORICAL COMM	\$0.00		\$0.00	\$0.00	\$0.00	\$0.00	\$0.00
	JCA-Jury Clearing Acct	\$3.77		\$8,859.99	-\$8,850.00	\$9.99	\$13.76	\$13.76
	SEARCH/COPIES	\$0.00		\$0.00	\$0.00	\$0.01	\$0.00	\$0.00
050-1030-1000	GEN POOLED CASH	\$15,750,861.10	\$52,989.25	\$3,196,492.19	-\$5,982,333.90	\$45,441.83	\$13,018,008.64	\$13,018,008.64
	FUNDS DETAIL EXHIBIT 'A'							
	County Clerk Clearing Acct	\$62,829.37		\$55,164.91	-\$62,829.37	\$192.46	\$55,164.91	\$55,164.91
	District Clerk Clearing Acct	\$75,888.54		\$62,587.89	-\$75,888.54	\$195.13	\$62,587.89	\$62,587.89
	JP1 Clearing Acct	\$10,715.55		\$9,336.90	-\$10,715.55	\$31.94	\$9,336.90	\$9,336.90
	JP2 Clearing Acct	\$30,878.44		\$29,146.47	-\$30,878.44	\$99.75	\$29,146.47	\$29,146.47
	JP3 Clearing Acct	\$13,225.48		\$7,900.11	-\$13,225.48	\$35.56	\$7,900.11	\$7,900.11
	JP4 Clearing Acct	\$28,759.24		\$15,098.29	-\$28,759.24	\$70.79	\$15,098.29	\$15,098.29
	Treasurer Clearing Acct	\$19,929.37		\$46,368.09	-\$19,929.37	\$136.15	\$46,368.09	\$46,368.09
	TOTAL CASH	\$16,270,493.48	\$59,111.46	\$8,800,305.35	-\$11,147,772.29	\$52,130.98	\$13,982,138.00	\$13,982,138.00
	C.D. Investments							
All In FCU	CD-Gen Pooled Cash	\$248,741.96		\$0.00	-\$821.46	\$794.96	\$248,715.46	\$248,715.46
Ally Bk Sandy	CD-Gen Pooled Cash	\$0.00		\$245,000.00	\$0.00	\$247.68	\$245,247.68	\$245,247.68
Highmark FCU	CD-Gen Pooled Cash	\$245,195.33		\$0.00	-\$1,009.20	\$976.64	\$245,162.77	\$245,162.77
MI Bk Bloomfi	CD-Gen Pooled Cash	\$248,527.93		\$0.00	-\$779.33	\$754.19	\$248,502.79	\$248,502.79
Everbank NA	CD-Gen Pooled Cash	\$253,107.15		\$0.00	-\$254,070.71	\$963.56	\$0.00	\$0.00
First Freedom	CD-Gen Pooled Cash	\$245,031.55		\$0.00	-\$946.44	\$946.44	\$245,031.55	\$245,031.55
Old National B	CD-Gen Pooled Cash	\$245,313.80		\$0.00	\$0.00	\$855.82	\$246,169.62	\$246,169.62
US Bank NA	CD-Gen Pooled Cash	\$0.00		\$245,000.00	\$0.00	\$429.59	\$245,429.59	\$245,429.59
Morton Comm	CD-Gen Pooled Cash	\$248,684.89		\$0.00	-\$758.27	\$733.81	\$248,660.43	\$248,660.43
Wells Fargo B	CD-Gen Pooled Cash	\$245,380.25		\$0.00	-\$1,071.62	\$1,037.05	\$245,345.68	\$245,345.68
Western Allian	CD-Gen Pooled Cash	\$256,241.47		\$0.00	\$0.00	\$1,057.19	\$257,298.66	\$257,298.66
First Natl Bk L	CD-Gen Pooled Cash	\$249,195.84		\$0.00	\$0.00	\$815.34	\$250,011.18	\$250,011.18
Flagstar Bk Na	CD-Gen Pooled Cash	\$245,898.78		\$0.00	\$0.00	\$1,037.06	\$246,935.84	\$246,935.84
Peoples Savin	CD-Gen Pooled Cash	\$245,863.88		\$0.00	-\$1,030.01	\$996.78	\$245,830.65	\$245,830.65
Peoples SEC	CD-Gen Pooled Cash	\$245,313.80		\$0.00	\$0.00	\$855.82	\$246,169.62	\$246,169.62
Legacy Bank	CD-Gen Pooled Cash	\$248,684.89		\$0.00	-\$758.27	\$733.81	\$248,660.43	\$248,660.43
Treasury								
		\$3,471,181.52		\$490,000.00	-\$261,245.31	\$13,235.74	\$3,713,171.95	
TEXPOOL								
	PRESERVATION	\$1,098.83		\$0.00	\$0.00	\$3.90	\$1,102.73	\$1,102.73
	RECORDS ARCHIVES	\$68,204.17		\$0.00	\$0.00	\$243.04	\$68,447.21	\$68,447.21
	ROAD & BRIDGE	\$1,258,831.95		\$0.00	\$0.00	\$4,485.80	\$1,263,317.75	\$1,263,317.75
	HOTEL/MOTEL	\$744.05		\$0.00	\$0.00	\$2.70	\$746.75	\$746.75
	DEBT SERVICE	\$1,257,745.04		\$0.00	\$0.00	\$4,481.92	\$1,262,226.96	\$1,262,226.96
	TOTAL TEXPOOL	\$2,586,624.04		\$0.00	\$0.00	\$9,217.36	\$2,595,841.40	
LOGIC								
	HOTEL/MOTEL	\$1,273,908.40		\$0.00	\$0.00	\$4,660.59	\$1,278,568.99	\$1,278,568.99
	RECORDS ARCHIVES	\$69,987.03		\$0.00	\$0.00	\$256.04	\$70,243.07	\$70,243.07
	ROAD & BRIDGE	\$3,815,238.59		\$0.00	\$0.00	\$13,958.04	\$3,829,196.63	\$3,829,196.63
	GENERAL	\$16,508,625.97		\$0.00	\$0.00	\$60,396.82	\$16,569,022.79	\$16,569,022.79
	DEBT SERVICE	\$1,062,574.10		\$0.00	\$0.00	\$3,887.43	\$1,066,461.53	\$1,066,461.53
	TN2024	\$4,915,878.21		\$0.00	\$0.00	\$17,984.73	\$4,933,862.94	\$4,933,862.94
	TOTAL LOGIC	\$27,646,212.30		\$0.00	\$0.00	\$101,143.65	\$27,747,355.95	
TXCLASS								
	TN2020	\$1,734,553.72		\$0.00	\$0.00	\$6,335.23	\$1,740,888.95	\$1,740,888.95
	ROAD & BRIDGE	\$1,897,927.66		\$0.00	\$0.00	\$6,931.93	\$1,904,859.59	\$1,904,859.59
	GENERAL	\$16,567,057.09		\$0.00	\$0.00	\$60,509.10	\$16,627,566.19	\$16,627,566.19
	CARES 2021	\$0.00		\$0.00	\$0.00	\$0.00	\$0.00	\$0.00
	TN2022	\$1,744,935.52		\$0.00	\$0.00	\$6,373.16	\$1,751,308.68	\$1,751,308.68
	DEBT SERVICE	\$716,542.88		\$0.00	\$0.00	\$2,617.10	\$719,159.98	\$719,159.98
	REST/DEDICATED FUNDS	\$7,670,990.69		\$0.00	\$0.00	\$28,017.33	\$7,699,008.02	\$7,699,008.02
	TN2023	\$2,813,822.65		\$0.00	\$0.00	\$10,277.13	\$2,824,099.78	\$2,824,099.78
	TOTAL TXCLASS	\$33,145,830.21		\$0.00	\$0.00	\$121,060.98	\$33,266,891.19	
	TOTAL INVESTMENTS	\$66,849,848.07	\$0.00	\$490,000.00	-\$261,245.31	\$244,657.73	\$67,323,260.49	\$67,323,260.49
TOTAL CASH		\$16,270,493.48	\$59,111.46	\$8,800,305.35	-\$11,147,772.29	\$52,130.98	\$13,982,138.00	\$13,982,138.00
LESS FUND TRANSFERS				-\$5,595,146.34	\$5,595,146.34			\$0.00
LESS INVEST TRANSFERS				-\$228,754.69	\$228,754.69			
INVESTMENTS		\$66,849,848.07	\$0.00	\$490,000.00	-\$261,245.31	\$244,657.73	\$67,323,260.49	\$67,323,260.49
TOTAL CASH & INVESTMENTS		\$83,120,341.55	\$59,111.46	\$3,466,404.32	-\$5,585,116.57	\$244,657.73	\$81,305,398.49	\$81,305,398.49

% Rate for Month

6 Month T-Bill
4.19%TexPool
4.33%Logic
4.45%TX Class
4.44%HCNB
4.07%

**EXHIBIT 'A' -- POOLED CASH
APRIL 2025**

Fund	POOLED CASH ACC	adjusted prev mo	Beginning Balance	Current Activity	End Balance	
05-103-100	GEN POOLED CASH				\$13,018,008.64	
05-103-500	PCA/APCA POOLED CASH				\$512,083.77	
TOTAL CASH IN BANK POOLED CASH					\$13,530,092.41	
100	GENERAL	-\$59,055.61	\$7,685,032.85	-\$864,009.02	\$6,761,968.22	\$6,761,968.22 \$0.00
110	CATTY CHCK COLL	-\$134.50	\$1,867.10	-\$1,069.00	\$663.60	\$663.60 \$0.00
120	D.A. SPECIAL		-\$8,763.90	\$0.00	-\$8,763.90	-\$8,763.90 \$0.00
122			\$15,741.26	\$1,950.00	\$17,691.26	\$17,691.26 \$0.00
140	ECONOMICAL DEV	\$3,189.43	\$185,242.16	\$29,566.18	\$217,997.77	\$217,997.77 \$0.00
150	LAW LIBRARY	\$3,976.00	\$178,437.30	-\$940.37	\$181,472.93	\$181,472.93 \$0.00
160	WESTERN CTY TWR		\$624,955.89	-\$4,454.82	\$620,501.07	\$620,501.07 \$0.00
170	IHC	\$192.29	\$446,972.61	-\$5,696.86	\$441,468.04	\$441,468.04 \$0.00
180	RESTRICTED	\$7,530.52	\$1,989,164.17	-\$17,054.08	\$1,979,640.61	\$1,979,640.61 \$0.00
190	BCSO CHPTR 59	\$982.80	\$75,010.99	-\$27,463.95	\$48,529.84	\$48,529.84 \$0.00
200	LIB	\$788.20	\$0.00	-\$89,782.84	-\$88,994.64	-\$88,994.64 \$0.00
201	HLB DONATIONS		-\$1,498.82	\$0.00	-\$1,498.82	-\$1,498.82 \$0.00
202			\$20,399.77	-\$1,959.57	\$18,440.20	\$18,440.20 \$0.00
210	HISTORICAL COMM	\$2,379.90	\$172,097.47	\$325.00	\$174,802.37	\$174,802.37 \$0.00
211	LOCAL YOUTH DIVERSION		\$0.00	\$0.00	\$0.00	\$0.00 \$0.00
221	COUNTY REC MGM	\$66.36	\$2,496.76	\$0.00	\$2,563.12	\$2,563.12 \$0.00
222	CCLK RECORDS	\$32,387.67	\$443,580.83	-\$67,869.89	\$408,098.61	\$408,098.61 \$0.00
223	DCLK RECORDS	\$6,559.40	\$227,619.04	\$0.00	\$234,178.44	\$234,178.44 \$0.00
230	TECHNOLOGY FND	\$1,226.83	\$54,128.27	-\$2,533.86	\$52,821.24	\$52,821.24 \$0.00
270	IMHS		-\$350,731.39	-\$278,613.60	-\$629,344.99	-\$629,344.99 \$0.00
281			\$0.00	\$0.00	\$0.00	\$0.00 \$0.00
290	GRANTS		-\$177,328.00	-\$28,163.53	-\$205,491.53	-\$205,491.53 \$0.00
291	GRANTS-HATTF		\$74,684.36	-\$16,140.13	\$58,544.23	\$58,544.23 \$0.00
292	GRANTS-SEX OFFNDR REG		\$0.00	\$0.00	\$0.00	\$0.00 \$0.00
293	ELECTIONS GRANT		\$0.00	\$0.00	\$0.00	\$0.00 \$0.00
294	COVID REIMB		\$0.00	\$0.00	\$0.00	\$0.00 \$0.00
295	ARPA		\$396,269.39	-\$141,121.62	\$255,147.77	\$255,147.77 \$0.00
296	SB22-SHERIFF	\$3,011.45	\$225,892.66	-\$55,719.11	\$173,185.00	\$173,185.00 \$0.00
297	SB22 COUNTY ATT	\$1,328.43	\$93,261.96	-\$13,271.02	\$81,319.37	\$81,319.37 \$0.00
298	SB22 DISTRICT AT	\$2,285.95	\$164,520.53	-\$16,578.05	\$150,228.43	\$150,228.43 \$0.00
299	TIDC-ADD'L MH SO		-\$50,959.13	-\$7,076.59	-\$58,035.72	-\$58,035.72 \$0.00
300	ROAD & BRIDGE	\$15,656.20	\$963,516.80	\$244,776.91	\$1,223,949.91	\$1,223,949.91 \$0.00
310	R&B PCT #1		-\$4,290.03	-\$91,645.82	-\$95,935.85	-\$95,935.85 \$0.00
320	R&B PCT #2		-\$1,968.18	-\$63,334.87	-\$65,303.05	-\$65,303.05 \$0.00
330	R&B PCT #3		-\$494.38	-\$125,559.58	-\$126,053.96	-\$126,053.96 \$0.00
340	R&B PCT #4		-\$1,211.36	-\$95,148.99	-\$96,360.35	-\$96,360.35 \$0.00
501	2018 FLOOD RCVRY		\$33,669.68	\$0.00	\$33,669.68	\$33,669.68 \$0.00
504	CHS	\$3,947.53	\$259,200.00	-\$67,845.64	\$195,301.89	\$195,301.89 \$0.00
505	JAIL COMM	\$5,000.36	\$410,324.76	-\$87,348.24	\$327,976.88	\$327,976.88 \$0.00
510	BLOOD DRAW PRG	\$1,866.49	\$44,990.16	-\$675.00	\$46,181.65	\$46,181.65 \$0.00
514	LEOSE TRNG		\$53,802.22	\$405.91	\$54,208.13	\$54,208.13 \$0.00
600	DS	-\$26,166.84	\$203,314.56	\$142,545.96	\$319,693.68	\$319,693.68 \$0.00
700	CAP PRJCTS		\$0.00	\$0.00	\$0.00	\$0.00 \$0.00
710	CAP PRJCTS FACILITY IMPRVMT		\$122,291.75	\$0.00	\$122,291.75	\$122,291.75 \$0.00
719	CAP PRJCTS 2019	\$6,965.79	\$533,922.83	\$0.00	\$540,888.62	\$540,888.62 \$0.00
720	TN2020	\$3,619.29	\$319,540.17	\$4,030.10	\$327,189.56	\$327,189.56 \$0.00
722	TN2022		\$232,011.92	\$0.00	\$232,011.92	\$232,011.92 \$0.00
723	TN2023		\$326,693.94	-\$14,628.00	\$312,065.94	\$312,065.94 \$0.00
724	TN2024		\$77,290.22	-\$924,460.41	-\$847,170.19	-\$847,170.19 \$0.00
850	HRA		\$8,752.55	-\$2,843.38	\$5,909.17	\$5,909.17 \$0.00
880	T&A	\$41,507.52	\$172,307.42	-\$87,037.46	\$126,777.48	\$126,777.48 \$0.00
881	CASH BONDS/SUBD		\$500.00	\$0.00	\$500.00	\$500.00 \$0.00
990	PAYROLL		-\$433,494.45	\$438,661.48	\$5,167.03	\$5,167.03 \$0.00
		\$59,111.46	\$15,808,764.71	-\$2,337,783.76	\$13,530,092.41	\$13,530,092.41 \$0.00
	TOTAL CLAIM ON CASH				\$13,530,092.41	
	DIFFERENCE				\$0.00	