

AFFIDAVIT

I, Karrie Crownover, Treasurer, CIO, in and for the County of Burnet, State of Texas, do present the foregoing Monthly Report to be a true and correct statement, to the best of my knowledge, of all accounts under the control of the Burnet County Treasurer for October, 2022. Any reconciling items not available to me at time of commissioners court meeting will be noted on the next month's report.


 Karrie Crownover, Treasurer

Beginning Cash	\$40,523,634.20
and Investments Balance	
Cash Receipts	\$2,032,309.39
Allocated Int Earned	\$3,064.94
Interest Earned	\$57,100.23
Cash Disbursements	-\$4,721,296.54
Month Ending Cash	
and Investments Balance	\$37,891,747.28

Previous Year Balances:	
	\$27,636,553.11
	\$2,978,721.15
Combined Int	\$1,844.90
\$60,165.17	\$1,690.60
	-\$4,454,916.49
	\$26,162,048.37


For County purposes all contributions are hereby accepted LGC {81.302}

October 2022 contributions received:


Reserve Donations to: VetRides \$1,116.37


Commissioners' Court having reviewed the Treasurer's Report as presented, having taken reasonable steps to ensure its accuracy, and based upon presentations of the Treasurer's Office, approve the report, subject to the independent auditor's review and request that it be filed with the official minutes of this meeting. {LGC 114.026(c)}
 On this 28th day of December, 2022.


In addition, the below signatures affirm that the Treasurers' Report complies with statutes as referenced. {LGC 114.026(d)}



 Jim Luther Jr., Commissioner Pct. 1

ABSENT
 James Oakley, County Judge


 Billy Wall, Commissioner Pct. 3


 Damon Beierle, Commissioner Pct. 2


 Joe Don Dockery, Commissioner Pct. 4


 Karin Smith, Auditor

ATTEST:


 Janet Parker, County Clerk

*NOTE: For a complete copy of the monthly report contact the Burnet County Treasurer's office at 512-756-5497

TOTAL CASH AND INVESTMENTS OCTOBER 2022

Fund		Beg Balance	adjusted prev mo	Receipts	Disbursements	Interest	End Balance
FSBCT							
5	APCA	\$322,053.22	\$1,941.40	\$4,839,752.93	-\$5,142,229.30	\$225.26	\$21,518.25
11	CATTY CHCK COLLEC	\$0.00		\$0.00	\$0.00	\$0.00	\$0.00
	DA-SZ	\$115,613.04		\$0.00	\$0.00	\$24.55	\$115,637.59
	BOND	\$802,143.05		\$26,500.00	-\$32,600.00	\$0.00	\$798,043.05
	SEARCH	\$0.00	\$3.00	\$7.00	\$0.00	\$0.00	\$10.00
05-103-100	GEN POOLED CASH	\$13,451,658.05	-\$2,811.71	\$3,607,090.89	-\$4,386,220.17	\$2,839.68	\$12,669,717.06
	FUNDS DETAIL EXHIBIT 'A'						
	TOTAL CASH	\$14,691,467.36	-\$867.31	\$8,473,350.82	-\$9,561,049.47	\$3,064.94	\$13,602,925.95
Money Mrkt							
FSBCT	GENERAL INVESTMENT	\$1,128,734.24		\$0.00	-\$1,100,000.00	\$134.18	\$28,868.42
C.D. Investments							
Ally Bk Sandy U	CD-Gen Pooled Cash	\$249,899.07		\$0.00	\$0.00	\$684.55	\$250,583.62
American Expre	CD-Gen Pooled Cash	\$248,315.27		\$0.00	\$0.00	\$337.00	\$248,652.27
Apple Bk for Sv	CD-Gen Pooled Cash	\$248,874.45		\$0.00	-\$249,053.83	\$179.38	\$0.00
Austin Telco FC	CD-Gen Pooled Cash	\$248,652.27		\$0.00	-\$652.27	\$674.02	\$248,674.02
Bank of China N	CD-Gen Pooled Cash	\$248,981.81		\$0.00	-\$249,074.22	\$92.41	\$0.00
Bankwell BK	CD-Gen Pooled Cash	\$248,798.36		\$0.00	\$0.00	\$526.57	\$249,324.93
Beal BK Plano	CD-Gen Pooled Cash	\$248,231.69		\$0.00	\$0.00	\$326.48	\$248,558.17
BMW BK NORT	CD-Gen Pooled Cash	\$248,293.52		\$0.00	\$0.00	\$337.01	\$248,630.53
CADENCE BAN	CD-Gen Pooled Cash	\$248,093.76		\$0.00	-\$234.41	\$242.23	\$248,101.58
Choice FINL Gr	CD-Gen Pooled Cash	\$248,000.00		\$0.00	\$0.00	\$235.43	\$248,235.43
First Fed Bk La	CD-Gen Pooled Cash	\$248,896.88		\$0.00	\$0.00	\$463.38	\$249,360.26
GOLDMAN SAC	CD-Gen Pooled Cash	\$248,054.36		\$0.00	-\$81.53	\$84.24	\$248,057.07
Greenwood Mur	CD-Gen Pooled Cash	\$248,476.98		\$0.00	-\$550.36	\$568.70	\$248,495.32
JPMORGAN CH	CD-Gen Pooled Cash	\$248,114.15		\$0.00	\$0.00	\$221.16	\$248,335.31
OCEANFIRST B	CD-Gen Pooled Cash	\$248,226.60		\$0.00	\$0.00	\$305.41	\$248,532.01
PONY EXPRESS	CD-Gen Pooled Cash	\$248,183.45		\$0.00	\$0.00	\$210.63	\$248,394.08
SOUTHERN FIR	CD-Gen Pooled Cash	\$248,134.53		\$0.00	-\$448.44	\$463.39	\$248,149.48
TEXAS EXCHAN	CD-Gen Pooled Cash	\$248,169.86		\$0.00	-\$254.79	\$263.29	\$248,178.36
UBS BK USA SA	CD-Gen Pooled Cash	\$248,052.32		\$0.00	-\$71.34	\$73.72	\$248,054.70
Treasury							
FEDERAL HOM	GEN POOLED CASH	\$1,002,375.00		\$0.00	\$0.00	\$1,250.00	\$1,003,625.00
FEDERAL FARN	GEN POOLED CASH	\$500,258.61		\$0.00	\$0.00	\$58.33	\$500,316.94
US TREASURY	GEN POOLED CASH	\$500,000.00		\$0.00	\$0.00	\$0.00	\$500,000.00
		\$7,861,817.18		\$0.00	-\$1,600,421.19	\$7,731.51	\$6,269,127.50
TEXPOOL							
	GENERAL	\$0.00		\$0.00	\$0.00	\$0.00	\$0.00
	PRESERVATION	\$974.08		\$0.00	\$0.00	\$2.48	\$976.56
	RECORDS ARCHIVES	\$60,422.04		\$0.00	\$0.00	\$150.55	\$60,572.59
	ROAD & BRIDGE	\$1,761.28		\$0.00	\$0.00	\$4.39	\$1,765.67
	HOTEL/MOTEL	\$660.07		\$0.00	\$0.00	\$1.55	\$661.62
	DEBT SERVICE	\$798.86		\$0.00	\$0.00	\$1.94	\$800.80
	TOTAL TEXPOOL	\$64,616.33		\$0.00	\$0.00	\$160.91	\$64,777.24
LOGIC							
	RECORDS ARCHIVES	\$61,742.31		\$0.00	\$0.00	\$163.42	\$61,905.73
	ROAD & BRIDGE	\$6,410.58		\$0.00	\$0.00	\$16.97	\$6,427.55
	GENERAL	\$17,619.03		\$0.00	\$0.00	\$46.63	\$17,665.66
	TOTAL LOGIC	\$85,771.92		\$0.00	\$0.00	\$227.02	\$85,998.94
TXCLASS							
	TN2020	\$2,333,925.65		\$0.00	\$0.00	\$6,408.35	\$2,340,334.00
	ROAD & BRIDGE	\$8,708.32		\$0.00	\$0.00	\$23.89	\$8,730.21
	GENERAL	\$3,053,273.23		\$0.00	\$0.00	\$8,383.45	\$3,061,656.68
	CARES 2021	\$6,555,147.92		\$0.00	\$0.00	\$17,998.65	\$6,573,146.57
	TN2022	\$5,878,908.29		\$0.00	\$0.00	\$16,141.90	\$5,895,050.19
	TOTAL TXCLASS	\$17,829,961.41		\$0.00	\$0.00	\$48,956.24	\$17,878,917.66
	TOTAL INVESTMENTS	\$25,832,166.84	\$0.00	\$0.00	-\$1,600,421.19	\$57,075.68	\$24,288,821.33
TOTAL CASH		\$14,691,467.36	-\$867.31	\$8,473,350.82	-\$9,561,049.47	\$24.55	\$13,602,925.95
LESS FUND TRANSFERS				-\$4,839,752.93	\$4,839,752.93		
LESS INVEST TRANSFERS				-\$1,600,421.19	\$1,600,421.19		
INVESTMENTS		\$25,832,166.84	\$0.00	\$0.00	-\$1,600,421.19	\$57,075.68	\$24,288,821.33
TOTAL CASH & INVESTMENTS		\$40,523,634.20	-\$867.31	\$2,033,176.70	-\$4,721,296.54	\$57,100.23	\$37,891,747.28

% Rate for Month 6 Month T-Bill TexPool Logic TX Class BXS
 4.57% 2.93% 3.12% 3.23% 0.25%

BXS-Investments
 0.25%

