

AFFIDAVIT


I, Karrie Crowover, Treasurer, CIO, in and for the County of Burnet, State of Texas, do present the foregoing Monthly Report to be a true and correct statement, to the best of my knowledge, of all accounts under the control of the Burnet County Treasurer for JULY, 2024. Any reconciling items not available to me at time of commissioners court meeting will be noted on the next month's report.



 Karrie Crowover, Treasurer


Beginning Cash and Investments Balance	\$64,726,903.02		Previous Year Balances: \$52,996,127.03
Cash Receipts	\$2,639,403.55		\$9,738,079.73
Allocated Int Earned	\$37,236.49	Combined Int	\$32,930.31
Interest Earned	\$254,333.43	\$291,569.92	\$192,308.82
Cash Disbursements	-\$4,493,921.81		-\$7,621,754.11
Month Ending Cash and Investments Balance	\$63,126,718.19		\$55,304,761.47


For County purposes all contributions are hereby accepted LGC {81.302}
 July 2024 contributions received:
Reserve Donations to: VetRides \$11,279.00
 Commissioners' Court having reviewed the Treasurer's Report as presented, having taken reasonable steps to ensure its accuracy, and based upon presentations of the Treasurer's Office, approve the report, subject to the independent auditor's review and request that it be filed with the official minutes of this meeting. {LGC 114.026(c)}
 On this 27th day of August, 2024.


In addition, the below signatures affirm that the Treasurers' Report complies with statutes as referenced. {LGC 114.026(d)}



 James Oakley, County Judge


 Jim Luther Jr., Commissioner Pct. 1


 Billy Wall, Commissioner Pct. 3


 Damon Beierle, Commissioner Pct. 2


 Joe Don Dockery, Commissioner Pct. 4


 Karin Smith, Auditor

ATTEST:

 Vicinta Stafford, County Clerk

*NOTE: For a complete copy of the monthly report contact the Burnet County Treasurer's office at 512-756-5497

TOTAL CASH AND INVESTMENTS JULY 2024

Fund	Beg Balance	adjusted prev mo	Receipts	Disbursements	Interest	End Balance	
FSBCT							
5 APCA	\$353,723.03	-\$6,827.37	\$5,301,944.14	-\$3,882,193.59	\$6,168.95	\$1,766,646.21	\$1,766,646.21
DA-SZ	\$87,921.70		\$1,797.25	\$0.00	\$377.25	\$89,718.95	\$89,718.95
BOND	\$403,082.60		\$39,812.00	-\$60,562.00	\$0.00	\$382,332.60	\$382,332.60
HISTORICAL COMM	\$0.00		\$0.00	\$0.00	\$0.00	\$0.00	\$0.00
JCA-Jury Clearing Acct	\$0.00		\$830.09	-\$830.09	\$0.09	\$0.00	\$0.00
SEARCH/COPIES	\$0.00	\$50.30	\$29.52	-\$0.01	\$0.01	\$79.81	\$79.81
05-103-100 GEN POOLED CASH	\$7,040,571.56	\$7,953.25	\$8,085,468.48	-\$6,097,280.26	\$30,094.28	\$9,036,713.03	\$9,036,713.03
FUNDS DETAIL EXHIBIT 'A'							
County Clerk Clearing Acct	\$0.00		\$114,648.41	-\$114,648.41	\$191.82	\$0.00	\$0.00
District Clerk Clearing Acct	\$0.00		\$49,376.95	-\$49,376.95	\$107.15	\$0.00	\$0.00
JP1 Clearing Acct	\$0.00		\$12,171.94	-\$12,171.94	\$31.95	\$0.00	\$0.00
JP2 Clearing Acct	\$0.00		\$27,429.39	-\$27,429.39	\$70.62	\$0.00	\$0.00
JP3 Clearing Acct	\$0.00		\$8,983.29	-\$8,983.29	\$19.19	\$0.00	\$0.00
JP4 Clearing Acct	\$0.00		\$26,938.85	-\$26,938.85	\$63.31	\$0.00	\$0.00
Treasurer Clearing Acct	\$0.00		\$219,435.72	-\$219,435.72	\$111.87	\$0.00	\$0.00
TOTAL CASH	\$7,885,298.89	\$1,176.18	\$13,888,866.03	-\$10,499,850.50	\$37,236.49	\$11,275,490.60	\$11,275,490.60
C.D. Investments							
Ally Bk Sandy CD-Gen Pooled Cash	\$251,886.47		\$0.00	-\$252,041.04	\$154.57	\$0.00	\$0.00
American Rivl CD-Gen Pooled Cash	\$250,050.36		\$0.00	\$0.00	\$1,030.00	\$251,080.36	\$251,080.36
American Firs CD-Gen Pooled Cash	\$245,273.86		\$0.00	-\$1,026.99	\$1,061.23	\$245,308.10	\$245,308.10
BluPeak CU CD-Gen Pooled Cash	\$248,603.35		\$0.00	-\$1,131.29	\$1,169.00	\$248,641.06	\$248,641.06
Citizens Bank CD-Gen Pooled Cash	\$246,423.01		\$0.00	\$0.00	\$1,102.84	\$247,525.85	\$247,525.85
Encore Bk Litt CD-Gen Pooled Cash	\$245,138.27		\$0.00	-\$1,037.05	\$1,071.62	\$245,172.84	\$245,172.84
JPMorgan Chs CD-Gen Pooled Cash	\$251,751.26		\$0.00	\$0.00	\$1,113.24	\$252,864.50	\$252,864.50
Goldman Sach CD-Gen Pooled Cash	\$245,599.08		\$0.00	-\$1,057.19	\$1,092.43	\$245,634.32	\$245,634.32
First Capital B CD-Gen Pooled Cash	\$245,260.44		\$0.00	-\$976.64	\$1,009.19	\$245,292.99	\$245,292.99
First OKLA BK CD-Gen Pooled Cash	\$245,553.10		\$0.00	-\$1,037.05	\$1,071.61	\$245,587.66	\$245,587.66
Kish BK Beliv CD-Gen Pooled Cash	\$249,597.95		\$0.00	\$0.00	\$1,040.41	\$250,638.36	\$250,638.36
Neighbors FC CD-Gen Pooled Cash	\$245,510.42		\$0.00	-\$1,020.83	\$1,054.85	\$245,544.44	\$245,544.44
Highmark FCU CD-Gen Pooled Cash	\$0.00		\$245,000.00	\$0.00	\$1,195.33	\$245,195.33	\$245,195.33
OakStar Bank CD-Gen Pooled Cash	\$248,034.65		\$0.00	-\$1,039.56	\$1,074.21	\$248,069.30	\$248,069.30
Safra Natl BK CD-Gen Pooled Cash	\$245,362.47		\$0.00	\$0.00	\$1,123.64	\$246,486.11	\$246,486.11
US BK NATL CD-Gen Pooled Cash	\$255,810.30		\$0.00	\$0.00	\$1,158.47	\$256,968.77	\$256,968.77
America CR U CD-Gen Pooled Cash	\$248,036.35		\$0.00	-\$1,126.87	\$1,126.87	\$248,036.35	\$248,036.35
Vibrant CU CD-Gen Pooled Cash	\$249,131.29		\$0.00	-\$1,131.29	\$1,169.00	\$249,169.00	\$249,169.00
Wells Fargo B CD-Gen Pooled Cash	\$245,345.68		\$0.00	-\$1,037.05	\$1,071.62	\$245,380.25	\$245,380.25
Western Allian CD-Gen Pooled Cash	\$246,585.79		\$0.00	\$0.00	\$1,092.43	\$247,678.22	\$247,678.22
Flagstar Bk N CD-Gen Pooled Cash	\$249,044.51		\$0.00	\$0.00	\$1,071.63	\$250,116.14	\$250,116.14
Guaranty Bk & CD-Gen Pooled Cash	\$245,663.18		\$0.00	-\$1,047.12	\$1,082.02	\$245,698.08	\$245,698.08
Treasury							
FEDERAL HOME LOAN BK	\$1,019,027.78		\$0.00	\$0.00	\$4,166.66	\$1,023,194.44	\$1,023,194.44
	\$6,222,689.57		\$245,000.00	-\$264,709.97	\$26,302.87	\$6,229,282.47	
TEXPOOL							
PRESERVATION	\$1,060.47		\$0.00	\$0.00	\$4.65	\$1,065.12	\$1,065.12
RECORDS ARCHIVES	\$65,800.78		\$0.00	\$0.00	\$297.17	\$66,097.95	\$66,097.95
ROAD & BRIDGE	\$1,917.95		\$0.00	\$0.00	\$8.68	\$1,926.63	\$1,926.63
HOTEL/MOTEL	\$718.02		\$0.00	\$0.00	\$3.10	\$721.12	\$721.12
DEBT SERVICE	\$869.13		\$0.00	\$0.00	\$4.03	\$873.16	\$873.16
TOTAL TEXPOOL	\$70,366.35		\$0.00	\$0.00	\$317.63	\$70,683.98	
LOGIC							
HOTEL/MOTEL	\$1,228,038.41		\$0.00	\$0.00	\$5,635.35	\$1,233,673.76	\$1,233,673.76
RECORDS ARCHIVES	\$67,467.00		\$0.00	\$0.00	\$309.60	\$67,776.60	\$67,776.60
ROAD & BRIDGE	\$3,677,862.24		\$0.00	\$0.00	\$16,877.39	\$3,694,739.63	\$3,694,739.63
GENERAL	\$10,629,668.50		\$0.00	-\$2,000,000.00	\$46,705.59	\$8,676,374.09	\$8,676,374.09
DEBT SERVICE	\$1,405,130.49		\$0.00	\$0.00	\$6,448.02	\$1,411,578.51	\$1,411,578.51
TOTAL LOGIC	\$17,008,166.64		\$0.00	-\$2,000,000.00	\$75,975.95	\$15,084,142.59	
TXCLASS							
TN2020	\$1,671,687.35		\$0.00	\$0.00	\$7,730.22	\$1,679,417.57	\$1,679,417.57
ROAD & BRIDGE	\$2,095,586.38		\$0.00	\$0.00	\$9,690.42	\$2,105,276.80	\$2,105,276.80
GENERAL	\$12,673,098.99		\$0.00	-\$2,000,000.00	\$56,518.91	\$10,729,617.90	\$10,729,617.90
CARES 2021	\$1,834,179.32		\$0.00	-\$350,000.00	\$8,116.90	\$1,492,296.22	\$1,492,296.22
TN2022	\$3,247,204.61		\$0.00	-\$125,000.00	\$14,885.47	\$3,137,090.08	\$3,137,090.08
DEBT SERVICE	\$1,654,798.35		\$0.00	\$0.00	\$7,652.13	\$1,662,450.48	\$1,662,450.48
REST/DEDICATED FUNDS	\$6,904,661.18		\$0.00	\$0.00	\$31,928.55	\$6,936,589.73	\$6,936,589.73
TN2023	\$3,459,165.39		\$0.00	-\$750,000.00	\$15,214.38	\$2,724,379.77	\$2,724,379.77
TOTAL TXCLASS	\$33,540,381.57		\$0.00	-\$3,225,000.00	\$151,736.98	\$30,467,118.55	
TOTAL INVESTMENTS	\$56,841,604.13	\$0.00	\$245,000.00	-\$5,489,709.97	\$254,333.43	\$51,851,227.59	\$51,851,227.59
TOTAL CASH	\$7,885,298.89	\$1,176.18	\$13,888,866.03	-\$10,499,850.50	\$37,236.49	\$11,275,490.60	\$11,275,490.60
LESS FUND TRANSFERS			-\$5,760,928.69	\$5,760,928.69			\$0.00
LESS INVEST TRANSFERS			-\$245,000.00	\$5,489,709.97			
INVESTMENTS	\$56,841,604.13	\$0.00	-\$5,244,709.97	-\$5,244,709.97	\$254,333.43	\$51,851,227.59	\$51,851,227.59
TOTAL CASH & INVESTMENTS	\$64,726,903.02	\$1,176.18	\$2,638,227.37	-\$4,493,921.81	\$254,333.43	\$63,126,718.19	\$63,126,718.19

6 Month T-Bill 5.14%
 % Rate for Month
 HCNB 5.00%
 TexPool 5.32%
 Logic 5.40%
 TX Class 5.45%

**EXHIBIT 'A' -- POOLED CASH
JULY 2024**

Fund	POOLED CASH ACC	adjusted prev mo	Beginning Balance	Current Activity	End Balance		
05-103-100	GEN POOLED CASH				\$9,036,713.03		
05-103-500	PCA/APCA POOLED CASH				\$1,766,646.21		
TOTAL CASH IN BANK POOLED CASH					\$10,803,359.24		
100	GENERAL	-\$63,793.74	\$2,371,284.55	\$2,325,337.43	\$4,632,828.24	\$4,632,828.24	\$0.00
110	CATTY CHCK COLLEC		\$2,569.06	-\$150.00	\$2,419.06	\$2,419.06	\$0.00
120	D.A. SPECIAL		-\$7,699.86	\$0.00	-\$7,699.86	-\$7,699.86	\$0.00
140	ECONOMICAL DEVLPMT		\$166,335.36	\$44,676.54	\$211,011.90	\$211,011.90	\$0.00
150	LAW LIBRARY	\$1,820.00	\$158,824.87	\$3,507.17	\$164,152.04	\$164,152.04	\$0.00
160	WESTERN CTY TWR		\$352,125.99	-\$6,987.56	\$345,138.43	\$345,138.43	\$0.00
170	IHC		\$0.00	\$0.00	\$0.00	\$0.00	\$0.00
180	RESTRICTED	\$1,111.25	\$2,091,810.87	-\$8,654.62	\$2,084,267.50	\$2,084,267.50	\$0.00
190	BCSO CHPTR 59		\$46,172.78	\$167.91	\$46,340.69	\$46,340.69	\$0.00
200	LIB	\$807.75	\$22,991.58	-\$61,805.18	-\$38,005.85	-\$38,005.85	\$0.00
201	HBL DONATIONS		\$2,558.86	\$0.00	\$2,558.86	\$2,558.86	\$0.00
202			\$0.00	\$39,575.01	\$39,575.01	\$39,575.01	\$0.00
210	HISTORICAL COMM	\$45.00	\$162,645.58	\$900.56	\$163,591.14	\$163,591.14	\$0.00
211	LOCAL YOUTH DIVERSION		\$3,333.80	\$0.00	\$3,333.80	\$3,333.80	\$0.00
221	COUNTY REC MGMT		\$2,054.70	\$43.15	\$2,097.85	\$2,097.85	\$0.00
222	CCLK RECORDS	\$25,371.76	\$378,058.40	\$22,005.25	\$425,435.41	\$425,435.41	\$0.00
223	DCLK RECORDS		\$196,226.95	\$4,470.73	\$200,697.68	\$200,697.68	\$0.00
230	TECHNOLOGY FND	\$977.16	\$49,943.72	-\$218.95	\$50,701.93	\$50,701.93	\$0.00
270	IMHS		-\$437,200.17	\$196,597.89	-\$240,602.28	-\$240,602.28	\$0.00
290	GRANTS	\$2,010.19	-\$326,981.90	\$122,843.30	-\$202,128.41	-\$202,128.41	\$0.00
291	GRANTS-HATTF		-\$153,697.41	\$106,039.68	-\$47,657.73	-\$47,657.73	\$0.00
292	GRANTS-SEX OFFNDR REG		\$0.00	\$0.00	\$0.00	\$0.00	\$0.00
293	ELECTIONS GRANT		-\$15.00	\$0.00	-\$15.00	-\$15.00	\$0.00
294	COVID REIMB		\$20.00	\$0.00	\$20.00	\$20.00	\$0.00
295	ARPA		-\$92,841.99	\$200,871.38	\$108,029.39	\$108,029.39	\$0.00
296	SB22-SHERIFF		\$163,984.50	-\$6,667.32	\$157,317.18	\$157,317.18	\$0.00
297	SB22 COUNTY ATTY		\$88,570.92	-\$24,691.01	\$63,879.91	\$63,879.91	\$0.00
298	SB22 DISTRICT ATTY		\$160,010.34	-\$36,697.78	\$123,312.56	\$123,312.56	\$0.00
299	TIDC-ADD'L MH SO		-\$5,831.52	-\$5,833.49	-\$11,665.01	-\$11,665.01	\$0.00
300	ROAD & BRIDGE		-\$41,342.95	-\$227,222.06	-\$268,565.01	-\$268,565.01	\$0.00
310	R&B PCT #1		\$0.00	\$0.00	\$0.00	\$0.00	\$0.00
320	R&B PCT #2		-\$599.40	\$0.00	-\$599.40	-\$599.40	\$0.00
330	R&B PCT #3		\$0.00	\$0.00	\$0.00	\$0.00	\$0.00
340	R&B PCT #4	\$5,102.05	\$0.00	\$574.93	\$5,676.98	\$5,676.98	\$0.00
501	2018 FLOOD RCVRV		\$66,973.76	\$0.00	\$66,973.76	\$66,973.76	\$0.00
504	CHS	\$8,679.70	\$1,763.98	-\$7,000.89	\$3,442.79	\$3,442.79	\$0.00
505	JAIL COMM		\$254,228.21	\$68,691.49	\$322,919.70	\$322,919.70	\$0.00
510	BLOOD DRAW PRG	\$1,634.32	\$41,400.90	-\$107.97	\$42,927.25	\$42,927.25	\$0.00
514	LEOSE TRNG		\$44,383.30	-\$1,700.00	\$42,683.30	\$42,683.30	\$0.00
600	DS		\$331,578.01	-\$62,147.23	\$269,430.78	\$269,430.78	\$0.00
700	CAP PRJCTS		\$147,923.50	\$760.26	\$148,683.76	\$148,683.76	\$0.00
710	CAP PRJCTS FACILITY IMPRVMT		\$622,291.75	\$0.00	\$622,291.75	\$622,291.75	\$0.00
719	CAP PRJCTS 2019		\$562,240.88	\$2,889.65	\$565,130.53	\$565,130.53	\$0.00
720	TN2020		\$228,089.89	\$17,396.96	\$245,486.85	\$245,486.85	\$0.00
722	TN2022		\$30,019.10	\$27,289.44	\$57,308.54	\$57,308.54	\$0.00
723	TN2023		-\$494,165.61	\$746,635.18	\$252,469.57	\$252,469.57	\$0.00
850	HRA		\$10,000.00	-\$1,500.00	\$8,500.00	\$8,500.00	\$0.00
880	T&A	\$16,234.56	\$195,164.80	-\$73,998.05	\$137,401.31	\$137,401.31	\$0.00
881	CASH BONDS/SUBD		\$1,500.00	-\$500.00	\$1,000.00	\$1,000.00	\$0.00
960	FIXED ASSETS		\$0.00	\$0.00	\$0.00	\$0.00	\$0.00
970	LONG/TERM DEBT		\$0.00	\$0.00	\$0.00	\$0.00	\$0.00
990	PAYROLL	\$1,125.88	-\$2,410.51	\$2,546.97	\$1,262.34	\$1,262.34	\$0.00
		\$1,125.88	\$7,394,294.59	\$3,407,938.77	\$10,803,359.24		
	TOTAL CLAIM ON CASH				\$10,803,359.24		
	DIFFERENCE				\$0.00		